


Estate Master Online Course Purchase Instructions

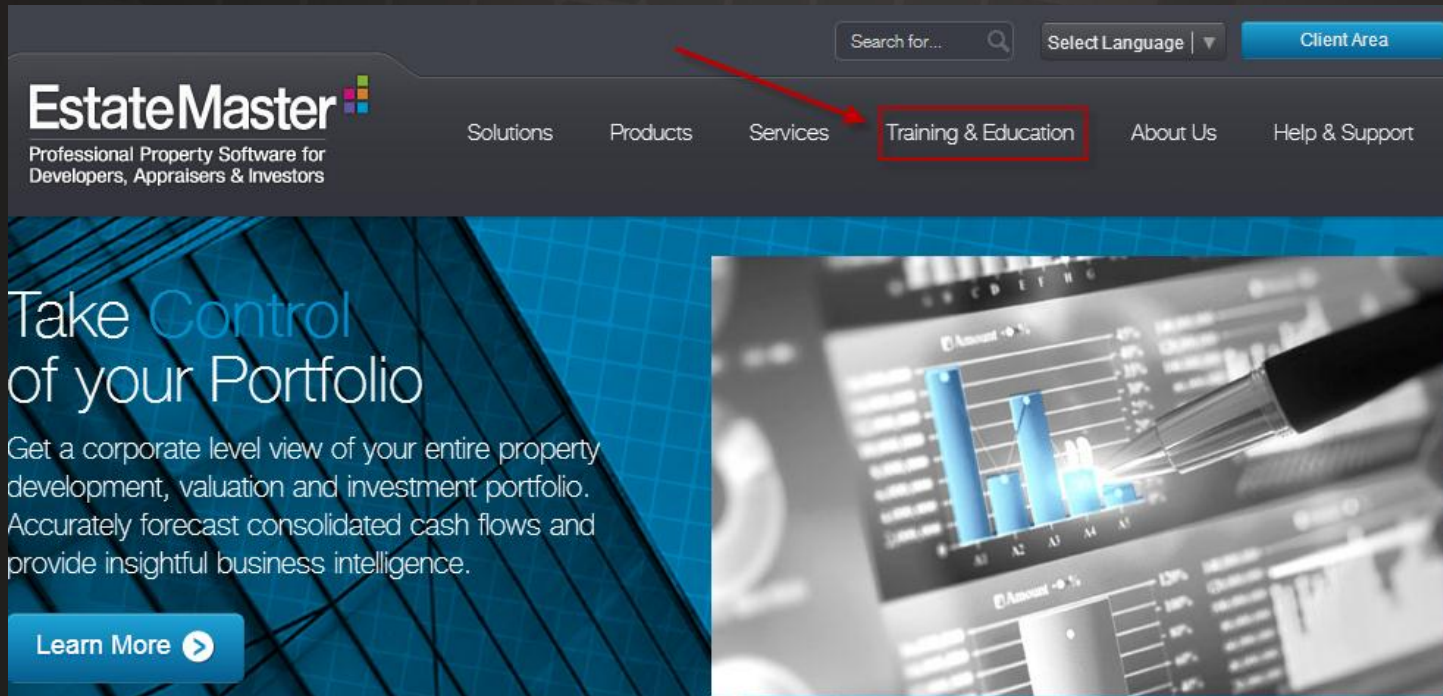
Is your Educational Institution registered for the University Program (UPP)?



1. Check <http://www.estatemaster.com/> to find out.
2. Email training@estatemaster.net and we can check for you
3. Call us +612 8198 7600 and we are happy to assist you.

Step 1

Click on **Training & Education** when you visit the Estate Master Website.



The screenshot shows the top navigation bar of the Estate Master website. The navigation menu includes the following items: Solutions, Products, Services, Training & Education (highlighted with a red box and a red arrow), About Us, and Help & Support. The 'Training & Education' link is highlighted with a red box, and a red arrow points to it from the text above. The website header also features a search bar, a language selection dropdown, and a 'Client Area' button. Below the navigation bar, there is a promotional banner with the text 'Take Control of your Portfolio' and a 'Learn More' button. The banner includes a description of the software's capabilities and a background image of a pen pointing to a bar chart on a computer screen.

EstateMaster
Professional Property Software for
Developers, Appraisers & Investors

Solutions Products Services **Training & Education** About Us Help & Support

Search for... Select Language Client Area

Take Control of your Portfolio

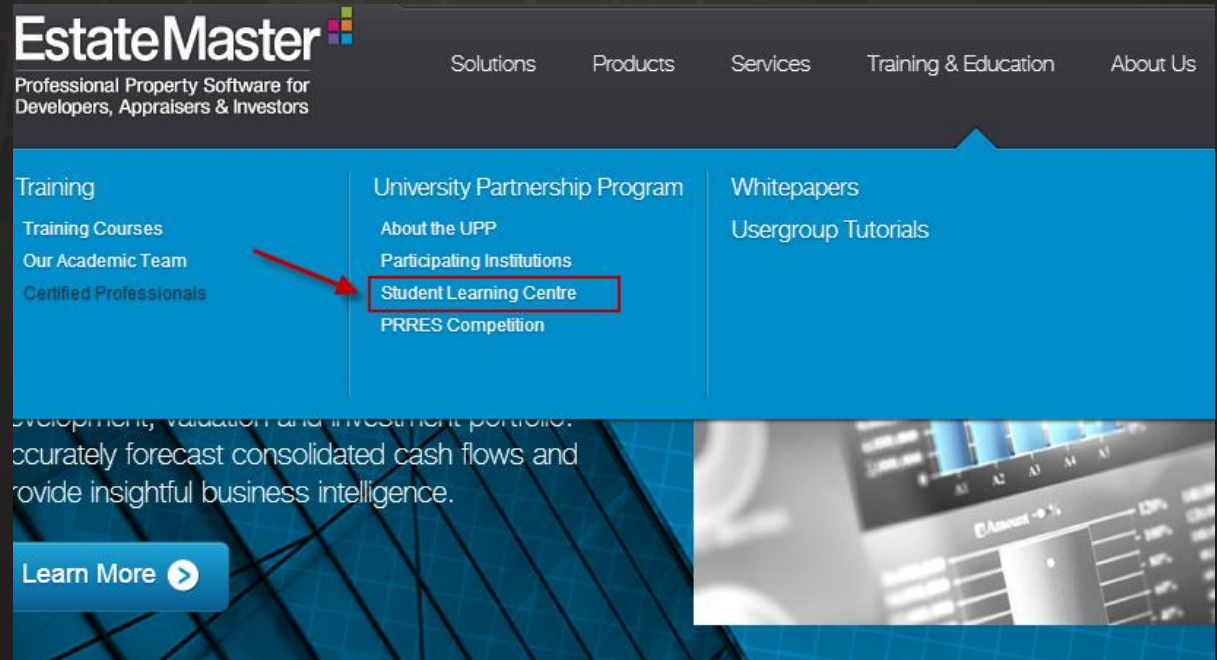
Get a corporate level view of your entire property development, valuation and investment portfolio. Accurately forecast consolidated cash flows and provide insightful business intelligence.

Learn More

Step 2

Under the 'University Partnership Program' click on 'Student Training Centre'

Please make sure you have your student email address to validate your discount.



The screenshot shows the EstateMaster website navigation menu. The 'University Partnership Program' dropdown menu is open, and the 'Student Learning Centre' option is highlighted with a red box and a red arrow pointing to it. The website header includes the EstateMaster logo and navigation links for Solutions, Products, Services, Training & Education, and About Us. The main content area features a 'Learn More' button and a background image of a laptop screen displaying a financial dashboard.

EstateMaster
Professional Property Software for
Developers, Appraisers & Investors

Solutions Products Services Training & Education About Us

Training
Training Courses
Our Academic Team
Certified Professionals

University Partnership Program
About the UPP
Participating Institutions
Student Learning Centre
PRRES Competition

Whitepapers
Usergroup Tutorials

Learn More

Step 3

Expand the heading called – ‘Current online courses’

Home > Training & Education > University Partnership Program > [Student Learning Centre](#)

Contact Us

APAC: +612 8198 7600

EMEA: +971 4 433 2116

[LinkedIn](#) [Facebook](#) [YouTube](#)

Client Feedback


"RMIT is delighted to join the EM University Partnership Program. It's a fantastic opportunity to truly work closely with the Property Industry to provide practical experience to our students. We will have a laboratory

Online Courses for UPP Students

Welcome to the Estate Master Online Learning Centre for students of universities participating in the Estate Master University Partnership Program (UPP).

What does the Course cover? [+](#)

How to Purchase and Start a Course [+](#)

Current Online Courses **Click on + to expand**  [+](#)

Step 4

Click on book now to enrol yourself into the online course

Current Online Courses ✕

Development Feasibility UPP Student Certification Course [Book Now](#)

Module	Outline
Module 1: Introduction	This provides a general outline of the Estate Master Development Feasibility Course. In here we explain everything you need to do in order to complete the online course successfully. We also provide you with a starting 'navigation' to assist you on where you are for each module and what you still need to complete.
Module 2: Feasibility Theory	<ul style="list-style-type: none">• Theory understanding the different methods of feasibility• Exploring discounted cash flow (DCF) analysis• Explanation of hurdle rates and how to apply them• Understanding the risks behind property development and mitigating them.

Step 5

Click on the 'Add to Cart' button add the course to the shopping cart


Home > Training & Education > Training > Training Courses > [Online Training](#)

Contact Us

APAC: +612 8198 7600

EMEA: +971 4 433 2116

[LinkedIn](#) [Facebook](#) [YouTube](#)




Online Training


Take your time mastering the Estate Master software with case studies for a practical analysis. Whether you are in the office or at home, you have the flexibility to complete the course whenever its convenient for you.

Book Your Session

Select Your Currency:

AUD ▼

Software	Course	Price	
	Training - DF - UPP Student Certification - Online	AUD \$90.00	Add to Cart >




Step 6 – Student Registration

Add your student details (including your student email address) to register for your course.

i To validate your online training discount you must supply your university **STUDENT** email address.

Training Session Information

Training:	Training - DF - UPP Student Certification - Online
Price:	AUD \$90

 Email address 'jsmith@hotmail.com' is invalid. You must use a valid student email address from an educational institution registered with the Estate Master University Partnership Program (UPP) when purchasing this type of product. If you are unsure of whether your educational institution is participating in the UPP, please ask your lecturer or contact Estate Master.

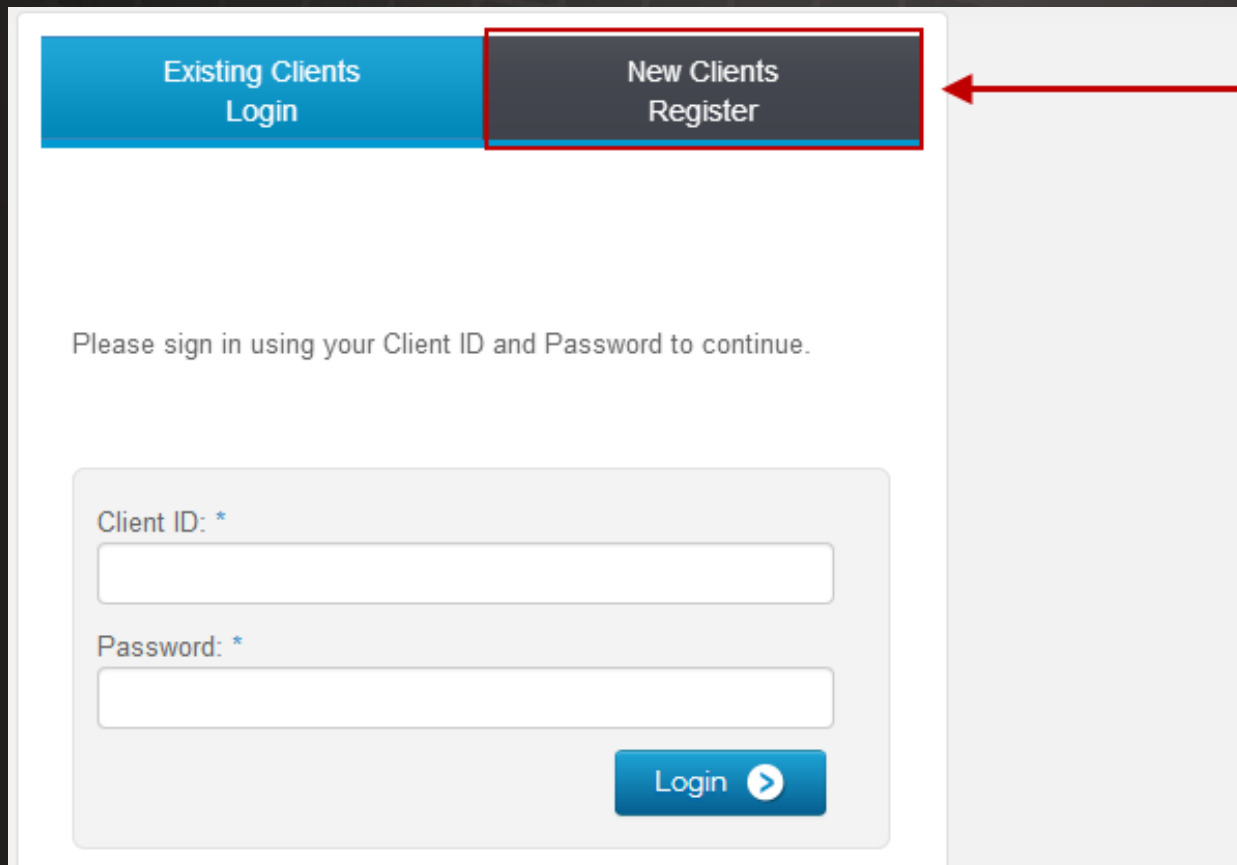
Add Attendees

First Name: *	Last Name: *
<input type="text" value="TIM"/>	<input type="text" value="PEISLEY"/>
Email: *	Mobile Number: *
<input type="text" value="jsmith@hotmail.com"/>	<input type="text" value="61281987600"/>

[+ Add More Attendees](#)[Go to Cart](#)

Step 7 – Create Your Client ID & Password

Click on 'New Clients Register'



Existing Clients
Login

New Clients
Register

Please sign in using your Client ID and Password to continue.

Client ID: *

Password: *

Login ▶

Step 8 – Your Profile

Input all of your personal information for your profile.

Once finished, click on 'Create' to process your profile.



Under '**Organisation**' enter in your university name

Existing Clients Login	New Clients Register
First Name: *	Last Name: *
<input type="text"/>	<input type="text"/>
Position / Title: *	Phone Number (inc Area Code): *
<input type="text"/>	<input type="text"/>
Email Address: *	Industry: *
<input type="text"/>	-- Please Select -- <input type="button" value="v"/>
Organisation: *	Where did you hear about us: *
<input type="text"/>	-- Please Select -- <input type="button" value="v"/>
Level / Suite / Building:	Street Address: *
<input type="text"/>	<input type="text"/>
City / Suburb: *	Country: *
<input type="text"/>	-- Please Select -- <input type="button" value="v"/>
State / Province: *	Zip / Postcode: *
<input type="text"/>	<input type="text"/>
* Required fields	<input type="button" value="Create"/> <input type="button" value="v"/>

Step 7 - Payment

Enter your credit card details for processing, then click on **'Submit Payment'**.

Step 1: Checkout **Step 2: Payment** Step 3: All done!

Contact Details

Company:	Estate Master	Level / Building:	Level 6
Contact Name:	Administration	Street Address:	234 George St
Email:	PDA56 training@estatemaster.net	Suburb / City:	Sydney
		State / County:	NSW
		Postcode:	2000
		Country:	Australia

Name	Qty	Price	Sub Total
Training - DF - UPP Student Certification - Online Type: Training	1	90.00	90.00
			Sub Total: \$90.00
			Tax (10%): \$9.00
			Total (AUD): \$99.00

Process Payment


Card Type: * Visa Mastercard AMEX

Card Holder Name: * Estate Master Test Account

Card Number: * 444433332221111

Expiry Date: * June 2015

Security Code (CVV/CVN): * 123



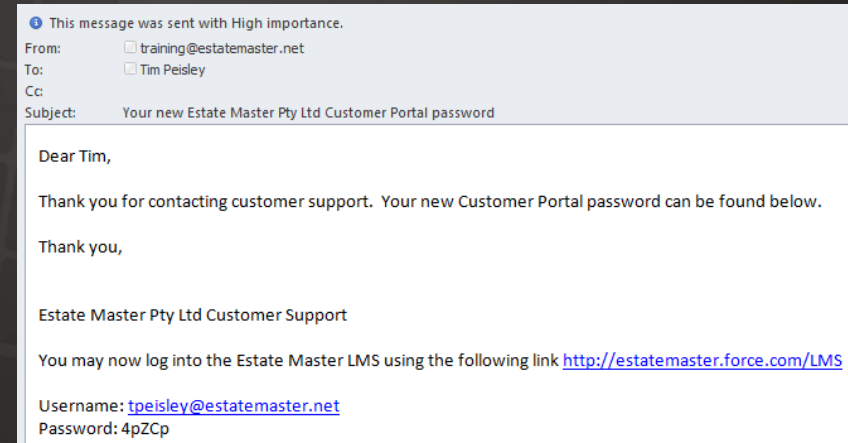
Step 8 – Confirmation Email

Once your payment is processed, confirmation email will be sent to you with the following:

1. Your personal login for the Online Training Portal – **Username & Password**

2. Website link to the Estate Master Online Training Portal.

<http://estatemaster.force.com/LMS>

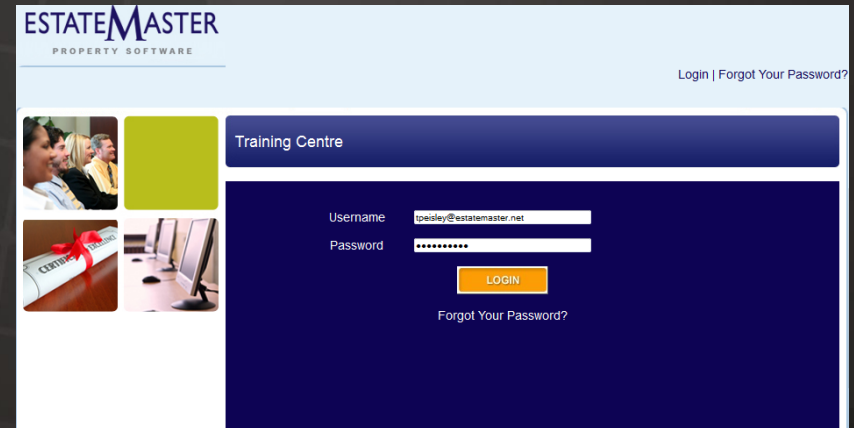


Step 9 - Logging into the Training Centre

Click on the link provided in your email or go to <http://estatemaster.force.com/LMS>

Enter the username and password from the email that was sent to you.

i On first login you will need to change your password.



The screenshot shows the EstateMaster Training Centre login interface. At the top left is the EstateMaster logo with the tagline 'PROPERTY SOFTWARE'. At the top right are links for 'Login' and 'Forgot Your Password?'. The main content area has a dark blue header with the text 'Training Centre'. Below this, there are two input fields: 'Username' with the value 'tobley@estatemaster.net' and 'Password' with masked characters. A yellow 'LOGIN' button is positioned below the password field. A link for 'Forgot Your Password?' is located below the login button. On the left side of the page, there are three small images: a group of people, a green square, and a computer monitor with a red ribbon.

Step 10 – Launch Training

Click on 'Launch' to begin your online training.

The screenshot displays the EstateMaster Training Centre interface. The top navigation bar includes 'Home' and 'My Training' (highlighted in orange), and a 'LOGOUT' button. The main content area is titled 'My Training' and features a 'Filter by: All' dropdown menu. Below this, the 'My Modules' section shows 'No records to display'. The 'My Courses' section is expanded to show 'DF Online Certification' with an 'Overall Progress' of 75.0%. A table lists training content with progress bars and 'Launch' buttons. A red arrow points to the 'Launch' button for the 'DF Quiz' row.

Training Content	Progress	Score	
Feasibility_Theory	<div style="width: 100%;"></div>	100.0%	Launch
DF5 Online Training	<div style="width: 100%;"></div>	100.0%	Launch
Case Studies	<div style="width: 100%;"></div>	100.0%	Launch
DF Quiz	<div style="width: 0%;"></div>	0.0%	Launch

Any Questions?

If you have any questions about purchasing your Online Training Course, you can contact Estate Master using the following details below:

 Phone: + 61 2 8198 7600

 Email: training@estatemaster.com

 Website: www.estatemaster.com